

MES: SEPTIEMBRE 2021

231,050,444.00

227,751,853.00

256,523,958.00

256,523,958.00


Fecha Analisis 20210930																			
FUENTE	Rubro	Nombre Rubro	Ppto Inicial.	Adicion	Reduccion	Credito	Cont. Credito	Ppto Definitivo.	Acum Dispon	Saldo Disponible	Acum. Comprom.	% Ejecutado	Acum. Obligaciones.	Acum. Pagos	Saldo Apropiac	Saldo Compro	% Ejecutado de Pagos.	Cuentas x Pagar	
	2	Gastos	3,656,590,557	0	0	198,369,687	198,369,687	3,656,590,557	2,240,700,376	1,415,890,181	2,197,361,596	60.09%	2,085,559,750	2,085,559,750	1,459,228,961	111,801,846	57%	0	
	21	Funcionamiento	3,656,590,557	0	0	198,369,687	198,369,687	3,656,590,557	2,240,700,376	1,415,890,181	2,197,361,596	60.09%	2,085,559,750	2,085,559,750	1,459,228,961	111,801,846	57%	0	
	211	Gastos de Personal	2,853,417,153	0	0	9,590,433	114,906,771	2,748,100,815	1,530,805,623	1,217,295,192	1,530,805,623	55.70%	1,530,805,623	1,530,805,623	1,217,295,192	0	56%	0	
	21101	Gastos de Personal Permanente	2,853,417,153	0	0	9,590,433	114,906,771	2,748,100,815	1,530,805,623	1,217,295,192	1,530,805,623	55.70%	1,530,805,623	1,530,805,623	1,217,295,192	0	56%	0	
	2110101	Factores Constitutivos de Salario	1,903,011,140	0	0	3,233,228	49,672,207	1,856,572,161	1,158,952,706	697,619,455	1,158,952,706	62.42%	1,158,952,706	1,158,952,706	697,619,455	0	62%	0	
	2110101001	Factores Salariales Comunes	1,903,011,140	0	0	3,233,228	49,672,207	1,856,572,161	1,158,952,706	697,619,455	1,158,952,706	62.42%	1,158,952,706	1,158,952,706	697,619,455	0	62%	0	
	20	211010100101	Sueldo básico	1,542,774,261	0	0	3,233,228	47,394,000	1,498,613,489	1,049,959,305	448,654,184	70.06%	1,049,959,305	1,049,959,305	448,654,184	0	70%	0	
	20	211010100104	Subsidio de Alimentación	764,534	0	0	0	764,534	566,240	198,294	566,240	74.06%	566,240	566,240	198,294	0	74%	0	
	20	211010100105	Auxilio de Transporte	1,262,849	0	0	0	1,262,849	911,956	350,893	911,956	72.21%	911,956	911,956	350,893	0	72%	0	
	20	211010100106	Prima de Servicios	73,313,591	0	0	0	1,008,753	72,304,838	63,912,634	8,392,204	88.39%	63,912,634	63,912,634	8,392,204	0	88%	0	
	20	211010100107	Bonificación por Servicios Prestados	52,019,709	0	0	0	1,269,454	50,750,255	38,447,075	12,303,180	75.76%	38,447,075	38,447,075	12,303,180	0	76%	0	
		211010100108	Prestaciones Sociales	232,876,196	0	0	0	232,876,196	5,155,496	227,720,700	5,155,496	2.21%	5,155,496	5,155,496	227,720,700	0	2%	0	
	18	21101010010800	Prima de Navidad	152,774,278	0	0	0	152,774,278	910,291	151,863,987	910,291	0.60%	910,291	910,291	151,863,987	0	1%	0	
	18	211010100108002	Prima de Vacaciones	80,101,918	0	0	0	80,101,918	4,245,205	75,856,713	4,245,205	5.30%	4,245,205	4,245,205	75,856,713	0	5%	0	
		2110102	Contribuciones inherentes a la nómina	789,807,553	0	0	0	38,000,572	751,806,981	356,313,962	395,493,019	47.39%	356,313,962	356,313,962	395,493,019	0	47%	0	
		2110102001	APORTES SEGURIDAD SOCIAL P	210,603,548	0	0	0	6,760,792	203,842,756	141,797,019	62,045,737	69.56%	141,797,019	141,797,019	62,045,737	0	70%	0	
	20	211010200101	Pensiones 12% Colpensiones	175,449,195	0	0	0	6,425,984	169,023,211	117,061,286	51,961,925	69.26%	117,061,286	117,061,286	51,961,925	0	69%	0	
	20	211010200102	Pensiones 12% Fondos Privados	35,154,353	0	0	0	334,808	34,819,545	24,735,733	10,083,812	71.04%	24,735,733	24,735,733	10,083,812	0	71%	0	
	20	2110102002	Aportes a la seguridad social en salud	149,177,513	0	0	0	4,788,878	144,388,635	101,018,993	43,369,642	69.96%	101,018,993	101,018,993	43,369,642	0	70%	0	
		2110102003	Aportes de Cesantías	262,993,593	0	0	0	21,380,334	241,613,259	2,950,550	238,662,709	1.22%	2,950,550	2,950,550	238,662,709	0	1%	0	
	18	211010200301	Cesantías anualizadas Fondos Privados	52,782,506	0	0	0	0	52,782,506	19,292	52,763,214	19.292	0.04%	19,292	19,292	52,763,214	0	0%	0
	18	211010200302	Cesantías FNA	66,761,233	0	0	0	0	66,761,233	0	66,761,233	0	0.00%	0	0	66,761,233	0	0%	0
	18	211010200303	Cesantías Retroactivas	143,449,854	0	0	0	21,380,334	122,069,520	2,931,258	119,138,262	2.40%	2,931,258	2,931,258	119,138,262	0	2%	0	
	20	2110102004	Aportes a Caja de Compensación Familiar	70,201,175	0	0	0	2,253,582	67,947,593	46,459,400	21,488,193	68.38%	46,459,400	46,459,400	21,488,193	0	68%	0	
	20	2110102005	Aportes generales al sistema de Riesgo	9,080,246	0	0	0	9,080,246	6,072,300	3,007,946	6,072,300	66.87%	6,072,300	6,072,300	3,007,946	0	67%	0	
	20	2110102006	Aportes al ICBF	52,650,892	0	0	0	1,690,202	50,960,690	34,738,400	16,222,290	68.17%	34,738,400	34,738,400	16,222,290	0	68%	0	
	20	2110102007	Aportes al SENA	8,775,142	0	0	0	281,690	8,493,452	5,827,000	2,666,452	68.61%	5,827,000	5,827,000	2,666,452	0	69%	0	
	20	2110102008	Aportes a la ESAP	8,775,142	0	0	0	281,690	8,493,452	5,827,000	2,666,452	68.61%	5,827,000	5,827,000	2,666,452	0	69%	0	
	20	2110102009	Aportes Escuelas Industriales e Institutos	17,550,302	0	0	0	563,404	16,986,898	11,623,300	5,363,598	68.43%	11,623,300	11,623,300	5,363,598	0	68%	0	
		2110103	Remuneraciones no constitutivas de salario	160,598,460	0	0	0	6,357,205	27,233,992	139,721,673	15,538,955	11.12%	15,538,955	15,538,955	124,182,718	0	11%	0	
		2110103001	Prestaciones Sociales	160,598,460	0	0	0	6,357,205	27,233,992	139,721,673	15,538,955	11.12%	15,538,955	15,538,955	124,182,718	0	11%	0	
	20	211010300101	Vacaciones	128,163,053	0	0	0	26,992,567	101,170,486	5,349,944	95,820,542	5.29%	5,349,944	5,349,944	95,820,542	0	5%	0	
	20	211010300102	Indemnización por vacaciones	22,567,544	0	0	0	6,357,205	28,924,749	9,649,635	19,275,114	33.36%	9,649,635	9,649,635	19,275,114	0	33%	0	
	20	211010300103	Bonificación especial por recreación	9,867,863	0	0	0	241,425	9,626,438	539,376	9,087,062	5.60%	539,376	539,376	9,087,062	0	6%	0	
	212	Adquisición de bienes y servicios	743,704,628	0	0	166,002,527	60,686,189	849,020,966	709,894,753	139,126,213	666,555,973	78.51%	554,754,127	554,754,127	182,464,993	111,801,846	65%	0	
		21201	Adquisición de activos no financieros	5,000,000	0	0	0	5,000,000	0	0	0	0	0	0	0	0	0	0	
		2120101	Activos Fijos	5,000,000	0	0	0	5,000,000	0	0	0	0	0	0	0	0	0	0	
		2120101003	Maquinaria y equipo	5,000,000	0	0	0	5,000,000	0	0	0	0	0	0	0	0	0	0	
		212010100303	Maquinaria de oficina, contabilidad e informática	5,000,000	0	0	0	5,000,000	0	0	0	0	0	0	0	0	0	0	
	20	21201010030302	Maquinaria de informática y sus partes	5,000,000	0	0	0	5,000,000	0	0	0	0	0	0	0	0	0	0	

MES: SEPTIEMBRE 2021

	21202	Adquisiciones diferentes de activos	738,704,628	0	0	166,002,527	55,686,189	849,020,966	709,894,753	139,126,213	666,555,973	78.51%	554,754,127	554,754,127	182,464,993	111,801,846	65%	0
	2120201	Materiales y Suministros	19,467,851	0	0	10,733,000	0	30,200,851	28,997,474	1,203,377	28,797,474	95.35%	24,048,073	24,048,073	1,403,377	4,749,401	80%	0
	2120201002	Productos alimenticios... Prendas de	1,000,000	0	0	0	0	1,000,000	0	1,000,000	0	0.00%	0	0	1,000,000	0	0%	0
20	212020100208	Dotación (prendas de vestir y calzado)	1,000,000	0	0	0	0	1,000,000	0	1,000,000	0	0.00%	0	0	1,000,000	0	0%	0
	2120201003	Otros bienes transportables - excepto	18,467,851	0	0	10,733,000	0	29,200,851	28,997,474	203,377	28,797,474	98.62%	24,048,073	24,048,073	403,377	4,749,401	82%	0
20	2120201003002	Papel, productos de papel, impresos y	6,000,000	0	0	4,200,000	0	10,200,000	10,012,775	187,225	9,812,775	96.20%	9,812,775	9,812,775	387,225	0	96%	0
20	2120201003003	Combustibles y lubricantes	5,000,000	0	0	0	0	5,000,000	5,000,000	0	5,000,000	100.00%	1,812,352	1,812,352	0	3,187,648	36%	0
20	2120201003005	Otros Productos químicos: Aseo imple	5,467,851	0	0	6,533,000	0	12,000,851	11,996,808	4,043	11,996,808	99.97%	11,996,808	11,996,808	4,043	0	100%	0
20	2120201003006	productos de caucho y plástico	0	0	0	0	0	0	0	0	0	0.00%	0	0	0	0	0.00%	0
20	2120201003008	otros bienes transportables n.c.p.	2,000,000	0	0	0	0	2,000,000	1,987,891	12,109	1,987,891	99.39%	426,138	426,138	12,109	1,561,753	21%	0
	2120202	Adquisición de servicios	719,236,777	0	0	155,269,527	55,686,189	818,820,115	680,897,279	137,922,836	637,758,499	77.89%	530,706,054	530,706,054	181,061,616	107,052,445	65%	0
	2120202005	Servicios de la construcción	0	0	0	0	0	0	0	0	0	0.00%	0	0	0	0	0.00%	0
	2120202005004	Servicios de la construcción	0	0	0	0	0	0	0	0	0	0.00%	0	0	0	0	0.00%	0
	2120202006	SERVICIO DE ALOJAMIENTO- COMI	21,000,000	0	0	15,000,000	0	36,000,000	35,000,000	1,000,000	21,572,300	59.92%	21,313,466	21,313,466	14,427,700	258,834	59%	0
20	2120202006004	SERVICIOS DE TRANSPORTE DE PA	20,000,000	0	0	15,000,000	0	35,000,000	35,000,000	0	21,572,300	61.64%	21,313,466	21,313,466	13,427,700	258,834	61%	0
20	2120202006008	SERVICIOS POSTALES Y DE MENSAJ	1,000,000	0	0	0	0	1,000,000	0	1,000,000	0	0.00%	0	0	1,000,000	0	0%	0
	2120202007	SERVICIOS FINANCIEROS Y CONEXI	32,000,000	0	0	5,100,000	26,900,000	25,668,971	1,231,029	25,668,971	95.42%	24,752,360	24,752,360	1,231,029	916,611	92%	0	
	2120202007001	SERVICIOS FINANCIEROS Y SERV	32,000,000	0	0	5,100,000	26,900,000	25,668,971	1,231,029	25,668,971	95.42%	24,752,360	24,752,360	1,231,029	916,611	92%	0	
20	21202020070010	Gastos Bancarios	2,000,000	0	0	1,000,000	1,000,000	357,746	642,254	357,746	35.77%	357,746	357,746	642,254	0	36%	0	
20	21202020070010	Polizas de seguros	30,000,000	0	0	4,100,000	25,900,000	25,311,225	588,775	25,311,225	97.73%	24,394,614	24,394,614	588,775	916,611	94%	0	
	2120202008	Servicios prestados a las empresas y	376,100,000	0	0	67,393,367	28,268,000	415,225,367	329,349,088	85,876,279	300,256,088	72.31%	236,279,088	236,279,088	114,969,279	63,977,000	57%	0
	2120202008002	Servicios Jurídicos y Contables	188,500,000	0	0	21,268,000	167,232,000	143,616,000	23,616,000	129,600,000	77.50%	103,680,000	103,680,000	37,632,000	25,920,000	62%	0	
20	21202020080020	Servi Jurídico y Contables	159,455,607	0	0	19,871,607	139,584,000	122,208,000	17,376,000	115,200,000	82.53%	92,160,000	92,160,000	24,384,000	23,040,000	66%	0	
18	21202020080020	Servicios Jurídicos y Contables	29,044,393	0	0	1,396,393	27,648,000	21,408,000	6,240,000	14,400,000	52.08%	11,520,000	11,520,000	13,248,000	2,880,000	42%	0	
	2120202008003	Otros servicios profesionales, científ	163,600,000	0	0	65,893,367	0	229,493,367	179,793,000	49,700,367	166,216,000	72.43%	128,159,000	128,159,000	63,277,367	38,057,000	56%	0
20	21202020080030	Otros Servicios Profesionales y Cientif	163,600,000	0	0	65,893,367	0	229,493,367	179,793,000	49,700,367	166,216,000	72.43%	128,159,000	128,159,000	63,277,367	38,057,000	56%	0
20	21202020080030	Remuneración por Servicios Técnicos	0	0	0	0	0	0	0	0	0	0.00%	0	0	0	0	0.00%	0
20	2120202008004	servicios de Telecomunicaciones	12,000,000	0	0	4,000,000	8,000,000	3,670,088	4,329,912	3,670,088	45.88%	3,670,088	3,670,088	4,329,912	0	46%	0	
20	2120202008005	SERVICIOS DE SOPORTE	7,000,000	0	0	3,000,000	4,000,000	0	4,000,000	0	0	0.00%	0	0	4,000,000	0	0%	0
	2120202008007	SERVICIOS DE MANTENIMIENTO	5,000,000	0	0	1,500,000	6,500,000	2,270,000	4,230,000	770,000	11.85%	770,000	770,000	5,730,000	0	12%	0	
20	21202020080070	Mantenimiento Muebles y Enseres	2,000,000	0	0	0	2,000,000	950,000	1,050,000	450,000	22.50%	450,000	450,000	1,550,000	0	23%	0	
20	21202020080070	Mantenimiento de Bienes en comodato	2,000,000	0	0	0	2,000,000	500,000	1,500,000	0	0.00%	0	0	2,000,000	0	0%	0	
20	21202020080070	Mantenimiento de Equipos	1,000,000	0	0	1,500,000	2,500,000	820,000	1,680,000	320,000	12.80%	320,000	320,000	2,180,000	0	13%	0	
	2120202009	Servicios para la comunidad, sociales	250,136,777	0	0	23,818,189	22,318,189	251,636,777	224,974,578	26,662,199	224,474,578	89.21%	182,574,578	182,574,578	27,162,199	41,900,000	73%	0
	212020200902	SERVICIOS DE EDUCACIÓN	78,582,961	0	0	14,818,189	14,818,189	78,582,961	66,981,912	11,601,049	66,981,912	85.24%	25,081,912	25,081,912	11,601,049	41,900,000	32%	0
20	2120202009020	Capacitación Servidores Públicos	54,000,000	0	0	0	14,818,189	39,181,811	28,307,582	10,874,229	28,307,582	72.25%	20,357,582	20,357,582	10,874,229	7,950,000	52%	0
20	2120202009020	Capacitación Sujetos de Control	19,131,811	0	0	14,818,189	0	33,950,000	33,950,000	0	33,950,000	100.00%	0	0	0	33,950,000	0%	0
20	2120202009020	Incentivo Educativo	5,451,150	0	0	0	0	5,451,150	4,724,330	726,820	4,724,330	86.67%	4,724,330	4,724,330	726,820	0	87%	0
	212020200906	SERVICIOS DE ESPARCIMIENTO, CA	14,048,850	0	0	0	0	14,048,850	0	14,048,850	0	0.00%	0	0	14,048,850	0	0%	0
20	2120202009060	Bienestar Social	12,548,850	0	0	0	0	12,548,850	0	12,548,850	0	0.00%	0	0	12,548,850	0	0%	0
20	2120202009060	Seguridad y salud en el trabajo	1,500,000	0	0	0	0	1,500,000	0	1,500,000	0	0.00%	0	0	1,500,000	0	0%	0
	212020200907	OTROS SERVICIOS	157,504,966	0	0	9,000,000	7,500,000	159,004,966	157,992,666	1,012,300	157,492,666	99.05%	157,492,666	157,492,666	1,512,300	0	99%	0
20	2120202009070	Otras Adquisiciones de Servicios	153,504,966	0	0	9,000,000	5,500,000	157,004,966	157,004,966	0	157,004,966	100.00%	157,004,966	157,004,966	0	0	100%	0

MES: SEPTIEMBRE 2021

20	21202020090702	Gastos Varios e Imprevistos	2,000,000	0	0	0	0	2,000,000	687,700	1,011,300	487,700	24.39%	487,700	487,700	1,512,300	0	24%	0
20	21202020090703	Asignación de Participación	2,000,000	0	0	0	0	2,000,000	0	0	0		0	0	0	0		0
	2120202010	Viáticos de los funcionarios en comisie	40,000,000	0	0	49,057,971	0	89,057,971	65,904,642	23,153,329	65,786,562	73.87%	65,786,562	65,786,562	23,271,409	0	74%	0
20	212020201001	Viáticos	30,000,000	0	0	40,000,000	0	70,000,000	50,086,562	19,913,438	50,086,562	71.55%	50,086,562	50,086,562	19,913,438	0	72%	0
20	212020201002	Gastos de Transporte	10,000,000	0	0	9,057,971	0	19,057,971	15,818,080	3,239,891	15,700,000	82.38%	15,700,000	15,700,000	3,357,971	0	82%	0
213		Transferencias Corrientes	59,468,776	0	0	22,776,727	22,776,727	59,468,776	0	59,468,776	0	0.00%	0	0	59,468,776	0	0%	0
21313		Sentencias y Conciliaciones	59,468,776	0	0	22,776,727	22,776,727	59,468,776	0	59,468,776	0	0.00%	0	0	59,468,776	0	0%	0
2131301		Fallos nacionales	59,468,776	0	0	22,776,727	22,776,727	59,468,776	0	59,468,776	0	0.00%	0	0	59,468,776	0	0%	0
2131301001		Sentencias	59,468,776	0	0	22,776,727	22,776,727	59,468,776	0	59,468,776	0	0.00%	0	0	59,468,776	0	0%	0
18	213130100101	Sentencias	36,692,049	0	0	22,776,727	0	59,468,776	0	59,468,776	0	0.00%	0	0	59,468,776	0	0%	0
20	213130100102	Sentencias	22,776,727	0	0	0	22,776,727	0	0	0	0		0	0	0	0		0




ARBEY JULIAN TORRES CARDONA

 Profesional Dirección Administrativa y Financiera

TP. Nro. 165961


 CC. 1024436



LUIS FERNANDO MARQUEZ ALZATE

 Contralor General del Quindío

CC:10.257.685



ANTONIO JOSE RESTREPO GOMEZ

 Director Administrativo y Financiero

CC: 7.556.521